


Bench Dome CS



URBASTYLE
CONCRETE STREET FURNITURE





Anchoring

- ✓ Free standing
- ✓ 4x M12

Measurements

- ✓ Dome 300 - 300/50/60 cm - 2.160 kg
- ✓ Dome 200 - 200/50/60 cm - 1.440 kg
- ✓ Dome 100 - 100/50/60 cm - 720 kg

The Bench Dome has a fix crosscut of 50/60 cm and comes in 3 lengths. UrbaStyle has several beam-shaped benches in the program. The public bench Dome is one of them. With a cut of 50/60 cm, the outdoor bench dome is the largest. Available in 3 standard lengths 300, 200 and 100 cm. As always there is also a possibility to make fitting pieces and corner pieces in mitre or...



Colours and Finishings

- ✓ CS BLASTED
- ✓ CS POLISHED
- ✓ CS VELVET

Handling

Accessibility

